





- |   |                 |   |                |
|---|-----------------|---|----------------|
|  | Vegetation plot |  | Litterfall tub |
| 1, 2, etc.  | Pitfall traps   |  | Rain gauge     |
|  | Trail           |   |                |
- N, E, C, S, W      Groundwater well